



# ARABIC

## FROM THE ROOTS

LEVEL I

PRESENTED BY


Path to Arabic



# Level 1 Content

- Lesson 1: The Alphabet (Pronunciation and Connecting Letters) – Part 1
- Lesson 2: The Alphabet (More Pronunciations and Connecting Letters) – Part 2
- Lesson 3: The Alphabet (Concluding Letters and Pronunciations) – Part 3
- Lesson 4: Vowels (Alfashkeel)
- Lesson 5: Basic Vocabulary and Demonstrative Adjectives
- Lesson 6: How to say “What is this?”
- Lesson 7: More basic Vocabulary and How to ask a question with ‘Hal’
- Lesson 8: Greetings
- Lesson 9: Singular Pronouns
- Lesson 10: The Definite Article and Sun and Moon Letters
- Lesson 11: The Nesba Adjective
- Lesson 12: Numbers 1 to 10 and the Days of the Week
- Lesson 13: Possessive Endings and how to Describe Yourself and your Family
- Lesson 14: The Idaffa (Possessive Construction)
- Lesson 15: Describing the Weather
- Lesson 16: Dual Form
- Lesson 17: Plural Form
- Lesson 18: Plural Pronouns and Possessive Endings with Plural Nouns
- Lesson 19: Vocabulary on Household Items
- Lesson 20: How to Ask Questions using the Adverb “Where?”
- Lesson 21: How to Ask for Directions
- Lesson 22: How to Describe what You Have and Don’t Have & How to use ‘I have’
- Lesson 23: Learning Vocabulary and Conversations for use in the Market
- Lesson 24: Numbers 10 to 20 and How to ask “How Many?”
- Lesson 25: How to form a Complete Sentence

Path to Arabic



# Lesson 6

Level 1

- الْمَذَكَّرُ وَالْمُؤَنَّثُ

- كَيْفَ تَقُولُ « مَا هَذَا؟ »

- Masculine and feminine

- How to say “ What is this ? ”

- المذَكَرُ وَالْمُؤَنَّثُ  
- كَيْفَ تَقُولُ « ما هَذَا؟ »

- Masculine and feminine  
- How to say “ What is this ? ”

CONTAINS : مُحتَوِيَّاتُ الدَّرْسِ

- Vocabulary الكَلِمَاتُ
- Feminine ending التَّاءُ المَرْبُوطَةُ ة
- Who مَنْ
- Examples



## Vocabulary



مُدِيرٌ



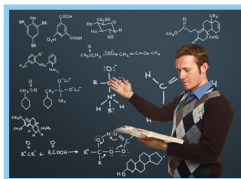
مُهَنْدِسٌ



طَبِيبٌ



شَارِعٌ



مُدَرِّسٌ - مُعَلِّمٌ




مَدْرَسَةٌ



صَغِيرٌ



كَبِيرٌ



لَاعِبٌ



أَبٌ



أُمٌّ



Feminine ending التَّاءُ المَرْبُوطَةُ

التَّاءُ المَرْبُوطَةُ ة

is used with nouns or adjectives as a feminine ending

طَبِيبَةٌ



طَبِيبٌ



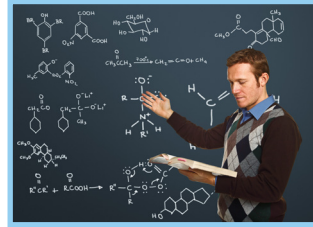
مُعَلِّمَةٌ

مُدْرِسَةٌ



مُعَلِّمٌ


مُدْرِسٌ



طَالِبَةٌ




طَالِبٌ




لَاعِبَةٌ



لَاعِبٌ



مُدِيرَةٌ



مُدِيرٌ



كَبِيرَةٌ



كَبِيرٌ



صَغِيرَةٌ



صَغِيرٌ





Read the following examples : اِقْرَأُ الْأَمْثَلَةَ

- هَذَا وَلَدٌ .

- هَذِهِ طَالِبَةٌ .

- هَذَا مُعَلِّمٌ .

- هَذِهِ مُدِيرَةٌ .

- هَذَا طَبِيبٌ .

- هَذِهِ مَدْرَسَةٌ .

- هَذَا رَجُلٌ .

- هَذِهِ امْرَأَةٌ .





Who = مَنْ (for human being)

- مَنْ هَذَا؟

هَذَا أَحْمَدُ

---

- مَنْ هَذِهِ؟

هَذِهِ فَاطِمَةُ

---

- مَنْ هَذِهِ؟

هَذِهِ سَمِيرَةُ

---

- مَنْ هَذَا؟

هَذَا مُعَلِّمٌ

---

- مَنْ هَذِهِ؟

هَذِهِ مُعَلِّمَةٌ

## Lesson 6

طَبِيب	doctor(m)	طَالِب	student(m)
مُهَنْدِس	engineer(m)	لَاعِب	player(m)
مُدِير	Manager(m)	كَبِير	big
مَدْرَسَة	school	صَغِير	small
مُدْرَس	teacher(m)	أُم	mother
مُعَلِّم	teacher(m)	أَب	father
شَارِع	street	مَنْ	who (for question)

---